


AIRFOIL




GRILLES
DUCT
FITTINGS

making it happen sooner...



Quality
Endorsed
Company
ISO 9001



**RADIAL SWIRL DIFFUSER
CDS-DM350-445F**



RADIAL SWIRL DIFFUSER **CDS-DM350-445F**

PRODUCT DESCRIPTION AND APPLICATION

Airfoil's Radial Swirl Diffuser (CDS-DM350-445F), proudly Australian Owned and Designed, has undergone extensive research, development, and thorough testing by Vipac Engineers and Scientists in Melbourne, Australia. The resulting tested intellectual property rights pertaining to Airfoil's CDS-DM350-445F remain the exclusive property of Airfoil Manufacturing Pty Ltd, making it a premium quality Supply Air Swirl Diffuser and the top choice in the market.

Tested rigorously for Australian conditions, our Radial Swirl Diffuser features 22 unique blades pitched at 38°, meticulously designed to generate a consistent and uniform radial airflow pattern throughout the targeted space. This versatile Supply Air Swirl Diffuser is capable of handling lower-to-mid range air quantities for both heating and cooling applications.

Constructed from premium 1mm pressed steel, the CDS-DM350-445F is designed to deliver superior performance. This diffuser includes an optional 255mm Supply Air Internal Ring, ensuring compatibility with various supply airflow requirements while maintaining the uniformity and consistency of the ceiling grid's appearance.

With an overall Face Size of 445mm x 445mm and a Radial Neck size of 356mm at the rear, this diffuser is tailored to fit a standard 450mm x 450mm T-Bar Ceiling Grid. Additionally, it comes equipped with a Centre Swirl Mounting Screw that seamlessly connects to Airfoil's Supply Air Cushion Box (SW-CB), simplifying the installation process.


This contemporary and visually appealing diffuser can also be installed in a plasterboard ceiling in conjunction with Airfoil's T-Bar Frame (TBF). With the T-Bar Frame fitted separately, the Swirl Diffuser effortlessly lays into the frame, facilitating easy installation.

Available in standard white, the Radial Swirl Diffuser CDS-DM350-445F can also be powder-coated to any specified colour upon request. Widely applicable across various settings such as airports, hospitals, office spaces, shopping centres, universities, and other commercial buildings, this popular diffuser is ideal for ensuring the even distribution of air.

RADIAL SWIRL DIFFUSER CDS-DM350-445F

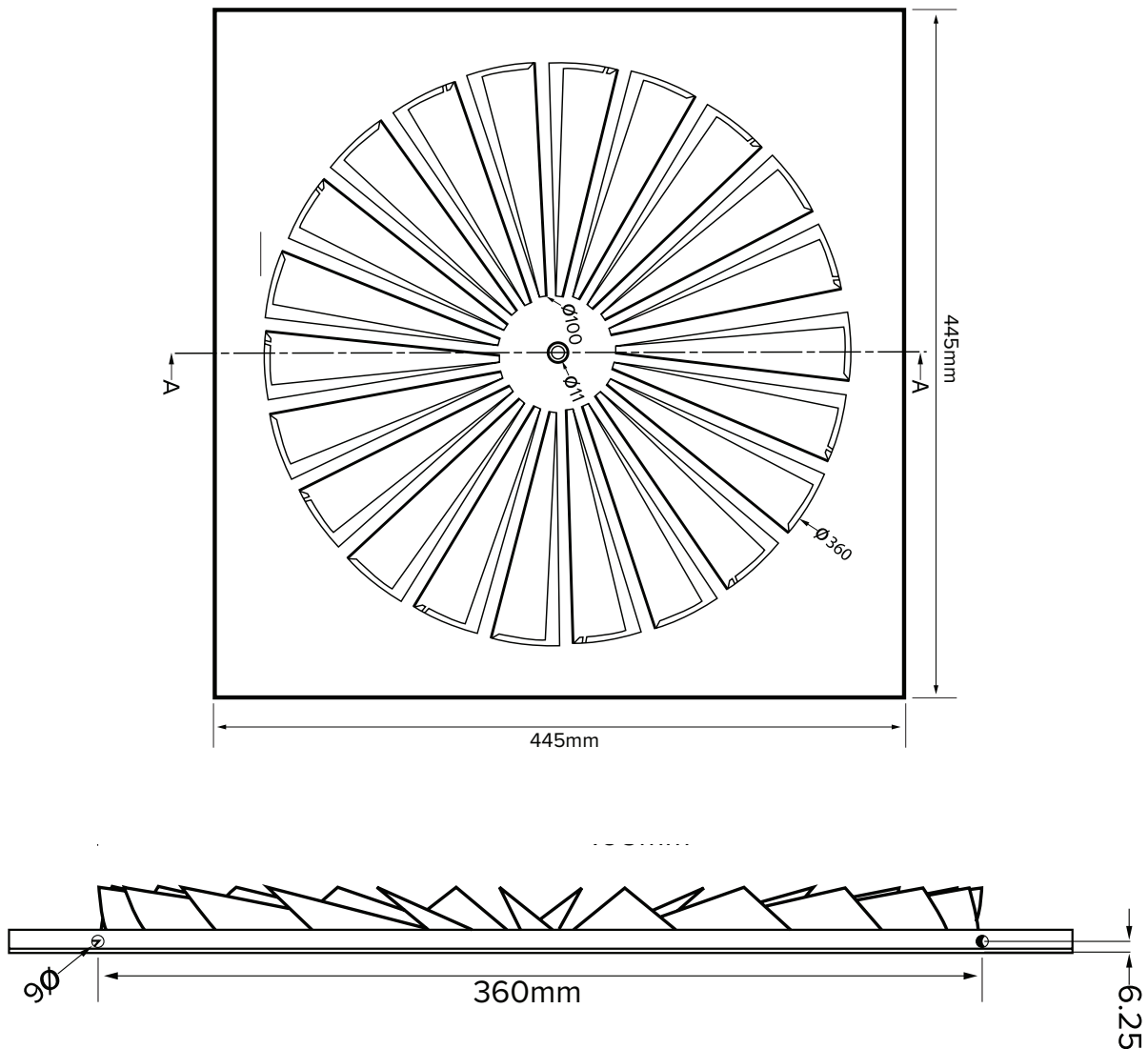
PRODUCT SPECIFICATIONS AND INFORMATION

- **Product ordering code – CDS-DM350-445F**
- Australian Owned and Designed
- 22 fixed vanes pitched at 38°
- Supply Air Horizontal Radial Swirl Pattern
- Face size 445mm x 445 mm to suit 450mm x 450mm T-Bar Ceiling
- The radial neck size of the diffuser is 356mm
- Constructed out of 1mm pressed steel
- Available with optional 255mm internal ring to accommodate all airflow requirements
- Comes complete with centre swirl mounting screw for installation
- Available in standard white
- In stock
- Special powder-coated colours available on request
- Available with accompanying Airfoil T-Bar Frame (TBF) for plaster board ceiling applications
- Product suitable for airports, hospitals, office spaces, shopping centres, hotels, colleges, universities and most commercial or industrial buildings
- Available with Airfoil Swirl Cushion Box to suit Swirl Diffuser (SW-CB)
- Product tested in accordance with Cushion Box (SW-CB) height of 300mm
- **Full product tested information is available upon request. All tested information performed by Airfoil through the laboratories of Vipac Engineers & Scientists**



RADIAL SWIRL DIFFUSER CDS-DM350-445F

CROSS SECTIONAL DIAGRAM



DISCLAIMER:

All product designs, data sheets and specifications presented herein are the intellectual property of Airfoil Manufacturing Pty Ltd. These designs and specifications, including but not limited to diagrams, drawings, and performance data, are protected under Australian intellectual property laws. No part of these designs and specifications may be copied, reproduced, distributed, or transmitted in any form or by any means without the prior written permission of Airfoil Manufacturing Pty Ltd. Unauthorised use or reproduction of these materials may result in legal action under Australian copyright and intellectual property laws.

RADIAL SWIRL DIFFUSER CDS-DM350-445F

PERFORMANCE DATA

TEST CONDITIONS				SOUND POWER LEVEL, db re 1E-12 W OCTAVE BAND CENTRE FREQUENCY (Hz)						
Qa (l/s)	Ps (Pa)	Th (m)	NC	125	250	500	1000	2000	4000	8000
50	2	1.6	<11	<38.3	<30.8	<26.2	<22.8	<15.9	<14.5	<14.7
100	5	2.5	<12	40.2	32.1	<26.8	<23.3	<16.2	<14.8	<14.8
150	10	3.8	15	41.6	37.6	31.2	<25.3	<17.6	<14.5	<14.9
180	14	4.5	21	44.2	42.4	36.9	30.3	25.6	<16.6	<15.0
200	19	5.2	24	47.7	44.3	39.6	34.0	27.2	19.9	<15.2

LEGEND

Qa - Primary Air Flow Rate (L/s) Ps - Supply Static Pressure (Pa) NC - Noise Criterion based upon room absorption of 10db
 > - Length of throw greater than that able to be measured Th - Horizontal Throw in metres at terminal velocity of 0.25m/s
 < - Insufficient margin above background noise to allow accurate determination

Radial Swirl Diffuser CDS-DM350-445F - Airflow, Pressure and Throw Values				
Qa (l/s)	CDS-DM350-445F		Grille (with 255mm ring)	
	Ps (Pa)	Th (m)	Ps (Pa)	Th (m)
50	2	1.6	7	2
75	3	1.9	9	2.7
100	5	2.5	15	3.5
125	7	3.2	24	4.4
150	10	3.8	34	5.5
175	14	4.5	46	>6
200	19	5.2	60	>6
225	24	5.9	77	>6
245	28	>6	92	>6
270	35	>6	112	>6
300	43	>6	136	

LEGEND

Qa - Primary Air Flow Rate (L/s)
 Ps - Supply Static Pressure (Pa)
 < - Insufficient margin above background noise to allow accurate determination
 > - Length of throw greater than that able to be measured
 Th - Horizontal Throw in metres at terminal velocity of 0.25m/s
 H - Tested on ceiling height of 2.7 metres